

# LAKIREDDY BALI REDDY COLLEGE OF ENGINEERING

(AUTONOMOUS)

Affiliated to JNTUK, Kakinada & Approved by AICTE, New Delhi,  
Accredited by NAAC and NBA Under Tier-I (ECE, EEE, CSE, IT & ME), Certified by ISO 9001:2015  
L B Reddy Nagar, Mylavaram-521 230, Krishna District, Andhra Pradesh.

## Internal Quality Assurance Cell (IQAC)

### National Assessment and Accreditation Council (NAAC)

Student Satisfaction Survey (SSS) – Key indicator 2.7.1

Under Criterion II of Teaching-Learning and Evaluation

## Analysis of Student Satisfaction Survey (SSS)

Academic Year : 2018-19

Sanctioned Strength (First Year Intake) : 1104

Actual Strength (All Years) : 3824

Participated in SSS : 3231

Percentage of Participation : 84.49%

### Question wise Analysis

Questions and Options		No. of Students Opted	Percentage of Students Opted
<b>Q1</b>	How much of the syllabus was covered in the class?		
<b>A</b>	85 to 100%	2497	77.28
<b>B</b>	70 to 84%	618	19.13
<b>C</b>	55 to 69%	56	1.73
<b>D</b>	30 to 54 %	51	1.73
<b>E</b>	Below 30%	9	0.28
<b>Q2</b>	How well did the teacher prepare for the class?		
<b>A</b>	Thoroughly	1649	51.04
<b>B</b>	Satisfactorily	1479	45.77
<b>C</b>	Poorly	74	2.29
<b>D</b>	Indifferently	19	0.59
<b>E</b>	Won't teach at all	10	0.31

<b>Q3</b>	How well were the teachers able to communicate?		
<b>A</b>	Always effective	1867	57.78
<b>B</b>	Sometimes effective	1101	34.08
<b>C</b>	Just satisfactorily	217	6.72
<b>D</b>	Generally ineffective	38	1.18
<b>E</b>	Very poor Communication	8	0.25
<b>Q4</b>	The teacher's approach to teaching can best be described as		
<b>A</b>	Excellent	1626	50.32
<b>B</b>	Very good	1221	37.79
<b>C</b>	Good	276	8.54
<b>D</b>	Fair	97	3.00
<b>E</b>	Poor	11	0.34
<b>Q5</b>	Fairness of the internal evaluation process by the teacher.		
<b>A</b>	Always Fair	1836	56.82
<b>B</b>	Usually fair	1154	35.72
<b>C</b>	Sometimes unfair	179	5.54
<b>D</b>	Usually unfair	46	1.42
<b>E</b>	Unfair	16	0.49
<b>Q6</b>	Was your performance in assignments discussed with you?		
<b>A</b>	Every time	1847	57.16
<b>B</b>	Usually	1104	34.17
<b>C</b>	Occasionally/Sometimes	180	5.57
<b>D</b>	Rarely	87	2.69
<b>E</b>	Never	13	0.40
<b>Q7</b>	The institute takes active interest in promoting internship, field visit opportunities for students.		
<b>A</b>	Regularly	1929	59.64
<b>B</b>	Often	904	27.98
<b>C</b>	Sometimes	227	7.02
<b>D</b>	Rarely	136	4.21
<b>E</b>	Never	35	1.08



<b>Q8</b>	The teaching and mentoring process in your institution facilitates you in cognitive, social and emotional growth.		
<b>A</b>	Significantly	1643	50.85
<b>B</b>	Very well	1211	37.48
<b>C</b>	Moderately	305	9.44
<b>D</b>	Marginally	58	1.79
<b>E</b>	Not at all	14	0.43
<b>Q9</b>	The institution provides multiple opportunities to learn and grow.		
<b>A</b>	Strongly agree	1368	42.34
<b>B</b>	Agree	1279	39.58
<b>C</b>	Neutral	265	8.20
<b>D</b>	Disagree	61	1.89
<b>E</b>	Strongly disagree	8	0.25
<b>Q10</b>	Teachers inform you about your expected competencies, course outcomes, programme outcomes and programme specific outcomes.		
<b>A</b>	Every time	1826	56.51
<b>B</b>	Usually	1161	35.93
<b>C</b>	Occasionally/Sometimes	178	5.51
<b>D</b>	Rarely	59	1.83
<b>E</b>	Never	7	0.22
<b>Q11</b>	Your mentor/class teacher/course instructor does a necessary follow-up with an assigned task to you.		
<b>A</b>	Every time	1796	55.59
<b>B</b>	Usually	1178	36.46
<b>C</b>	Occasionally/Sometimes	185	5.72
<b>D</b>	Rarely	61	1.89
<b>E</b>	Never	11	0.34
<b>Q12</b>	The teachers illustrate the concepts through examples and applications.		
<b>A</b>	Every time	1829	56.61
<b>B</b>	Usually	1190	36.83
<b>C</b>	Occasionally/Sometimes	142	4.39
<b>D</b>	Rarely	63	1.95
<b>E</b>	Never	7	0.22

<b>Q13</b>	The teacher identify your strength and encourage you with providing right level of challenges.		
<b>A</b>	Fully	1765	54.63
<b>B</b>	Reasonably	1116	34.54
<b>C</b>	Partially	243	7.52
<b>D</b>	Slightly	94	2.91
<b>E</b>	Unable to	13	0.40
<b>Q14</b>	Teachers are able to identify your weaknesses and help you to overcome them.		
<b>A</b>	Every time	1738	53.79
<b>B</b>	Usually	1136	35.16
<b>C</b>	Occasionally/Sometimes	230	7.12
<b>D</b>	Rarely	109	3.37
<b>E</b>	Never	18	0.56
<b>Q15</b>	The institution makes effort to engage students in the monitoring, review and continuous quality improvement of the teaching learning process.		
<b>A</b>	Strongly agree	1685	52.15
<b>B</b>	Agree	1311	40.57
<b>C</b>	Neutral	176	5.45
<b>D</b>	Disagree	53	1.64
<b>E</b>	Strongly disagree	6	0.18
<b>Q16</b>	The institute / teachers use student centric methods, such as experiential learning, participative learning and problem solving methodologies for enhancing learning experience.		
<b>A</b>	To a great extent	1761	54.50
<b>B</b>	Moderate	1223	37.85
<b>C</b>	Some what	180	5.57
<b>D</b>	Very little	62	1.92
<b>E</b>	Not at all	5	0.15




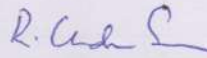
<b>Q17</b>	Teachers encourage you to participate in extracurricular activities.		
<b>A</b>	Strongly agree	1733	53.64
<b>B</b>	Agree	1213	37.54
<b>C</b>	Neutral	213	6.59
<b>D</b>	Disagree	62	1.92
<b>E</b>	Strongly disagree	10	0.31
<b>Q18</b>	Efforts are made by institute / teachers to inculcate soft skills, life skills and employability skills to make you ready for the world of work.		
<b>A</b>	To a great extent	1775	54.94
<b>B</b>	Moderate	1254	38.81
<b>C</b>	Some what	132	4.08
<b>D</b>	Very little	63	1.95
<b>E</b>	Not at all	7	0.22
<b>Q19</b>	What percentage of teachers use ICT tools such as LCD projector, multimedia, etc while teaching.		
<b>A</b>	Above 90%	1781	55.12
<b>B</b>	70 to 89%	1191	36.86
<b>C</b>	50 to 69%	157	4.86
<b>D</b>	30 to 49%	94	2.91
<b>E</b>	Below 29%	8	0.25
<b>Q20</b>	The overall quality of teaching-learning process in your institute is very good.		
<b>A</b>	Strongly agree	1685	52.15
<b>B</b>	Agree	1330	41.16
<b>C</b>	Neutral	162	5.01
<b>D</b>	Disagree	47	1.45
<b>E</b>	Strongly disagree	7	0.22


### The Overall Result Analysis of Student Satisfaction Survey (SSS)

<b>A</b>	4 – Excellent	35886	55.53
<b>B</b>	3 – Very Good	23374	36.17
<b>C</b>	2 – Good	3777	5.84
<b>D</b>	1 – Satisfactory	1360	2.10
<b>E</b>	0 – Poor	223	0.34

$$GPA = \frac{4 \times 35886 + 3 \times 23374 + 2 \times 3777 + 1 \times 1360 + 0 \times 223}{35886 + 23374 + 3777 + 1360 + 223} = \frac{222580}{64620} = 3.44$$

  
20.07.2019  
**Prof. B. Ramesh Reddy**  
Coordinator-IQAC

  
**Dr. R. Chandra Sekharam**  
Director-IQAC

  
**Dr. K. Appa Rao**  
Chairman-IQAC